

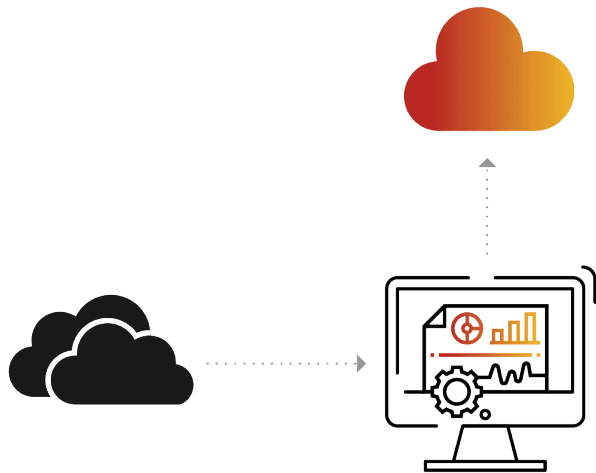


Protecting Microsoft 365 with Redstor

as part of an automated, policy-driven,
unified data management strategy



**Avoid the risk of
storing all your
data with one
provider.**



Protect the Microsoft 365 data within your organisation - directly from Microsoft's cloud to the Redstor cloud - and manage it all through an intuitive web interface.

Microsoft's Service Agreement, Section 6 states: In the event of an outage, you may not be able to retrieve Your Content or Data that you've stored. We recommend that you regularly backup Your Content and Data that you store on the Services or store using Third-Party Apps and Services.

See the future of data management. Now.

No need to wait - protect your Microsoft 365 data today and see how fast and easy it is to manage

Compare Redstor now with any existing data management solution you may have



Speed

Set up and scale fast - what may have taken days in the past, will now take hours. No hardware, no upfront professional services costs, no management overhead, no complex licensing models.



Control

A powerful, self-service portal eliminates vendor bottlenecks - leaving you free to deploy, manage and scale Microsoft 365 protection quickly and easily (24/7 support remains on hand if required).



Value

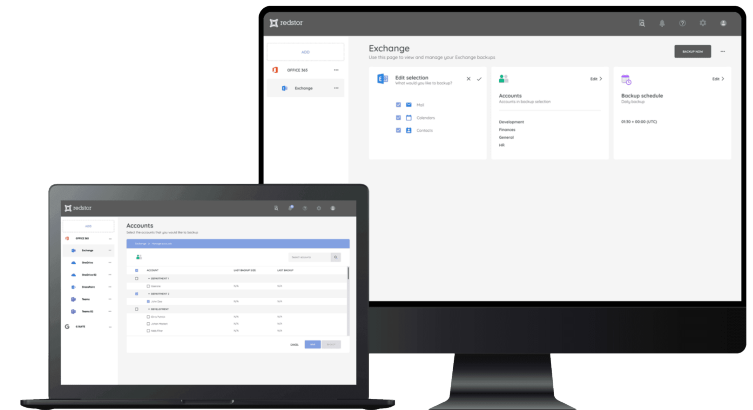
If you choose to protect your wider estate with Redstor too, you can manage your Microsoft 365 data via a single control centre as part of a centralised data management solution. Get backup and recovery, archiving, DR and Search and Insight from a single vendor on a unified platform.



Smart

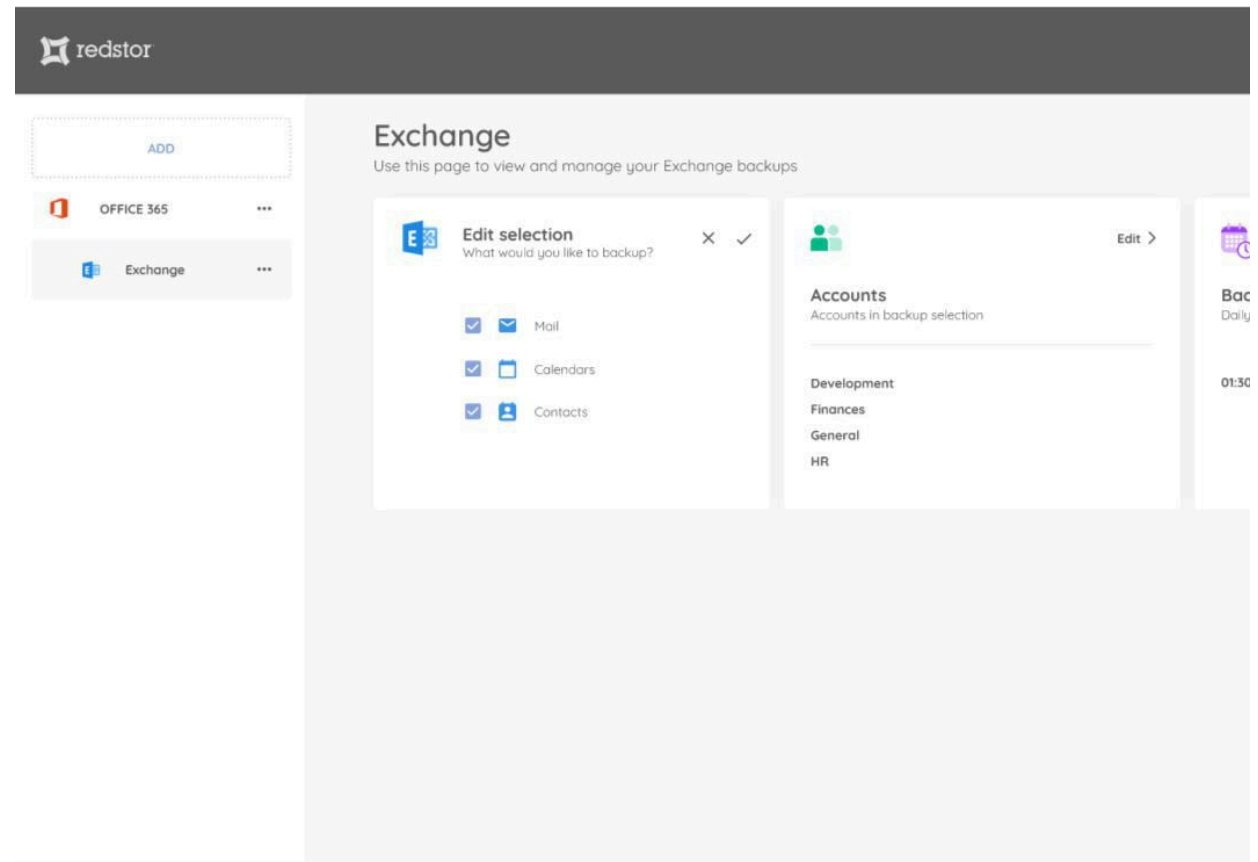
Our automated portal offers a single place to view and manage cloud and on-prem data, saving on time and operational overheads.

[TRY FOR FREE](#)

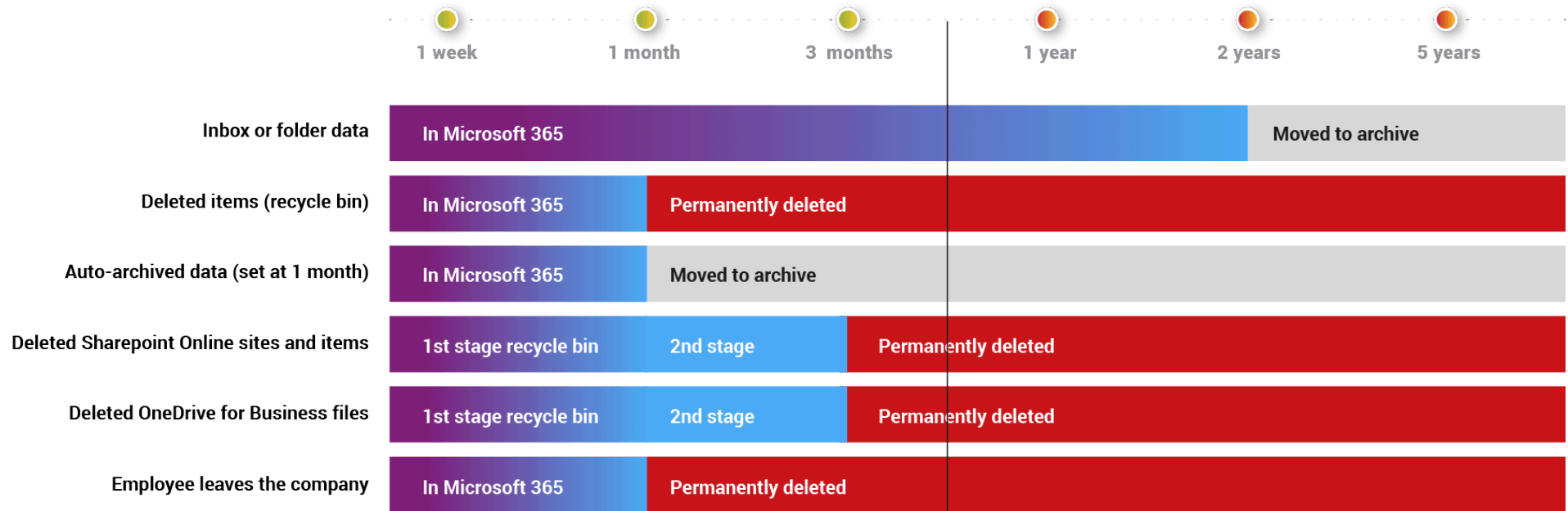


Simplify and automate your data management and assign consistent protection policies across your entire data estate with one central, easy-to-use system.

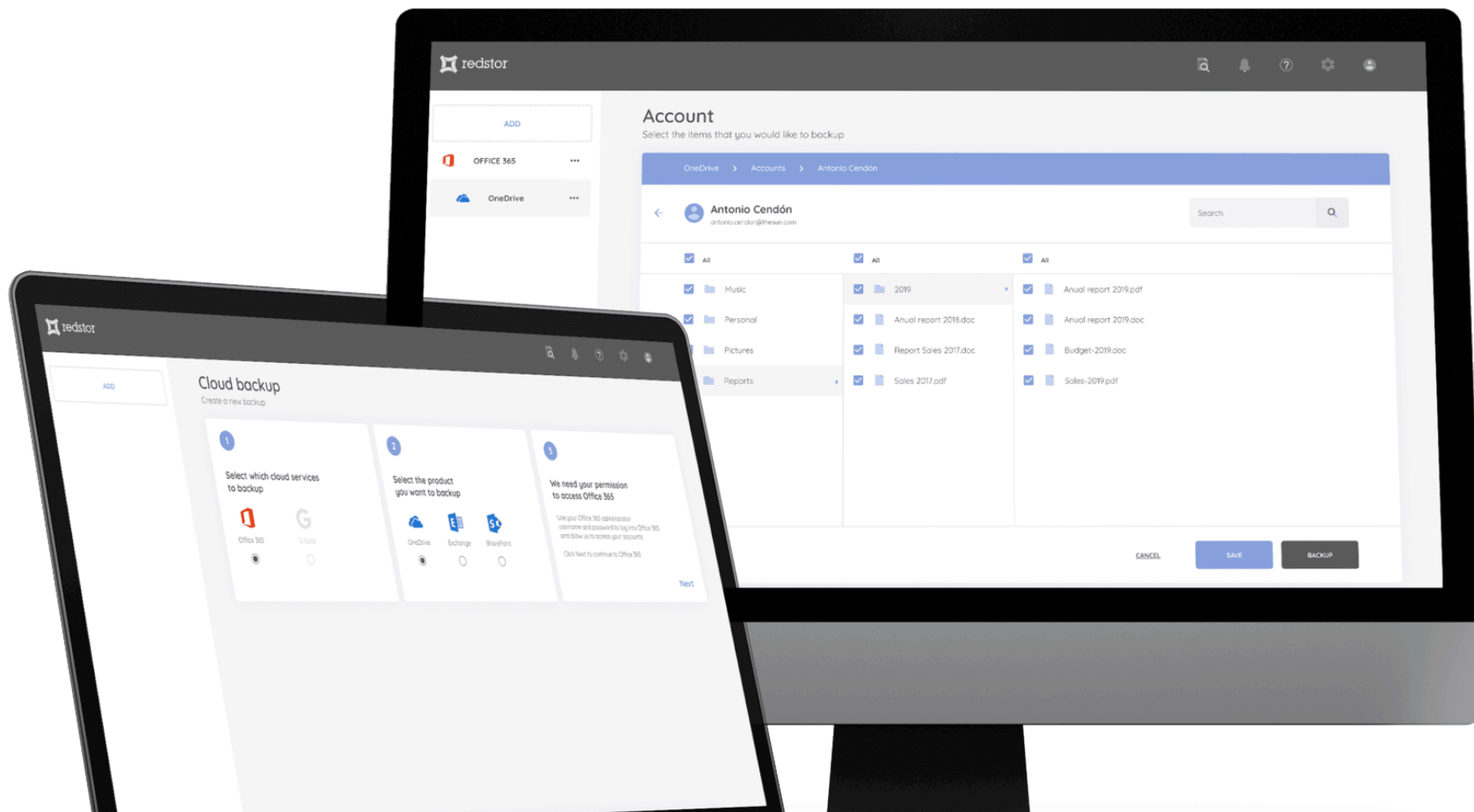
- **Establish a consistent data protection policy** across your whole estate, viewing cloud and onsite data in one place through a central management console
- **Address e-discovery requirements** and comply with General Data Protection Regulation by searching and actioning all data wherever it resides
- **Define Microsoft 365 retention periods** and ensure they are aligned to your business requirements
- **Set up in minutes, and auto-scale the protection you need** - without the need for capital expenditure
- **Avoid lock-in** by migrating data easily
- **Deliver centralised management of data** in Microsoft 365 Exchange, SharePoint, OneDrive, Teams and OneNote without circumventing Microsoft 365 security and auditing
- **Retain full control of your data** for business continuity by mitigating the risk of storing it with the cloud service provider
- **Benefit from faster, simpler recoveries** with on-demand access to data in the event of accidental deletion or a ransomware attack



Microsoft 365: What is backed up?



The average length of time from **data compromise to discovery is over 140 days**, yet default settings only protect 30 - 90 days.



Single, web-based control centre

Modern businesses need a unified view of all their data. Manage and protect your Microsoft 365 data via a single control centre as part of a centralised data management solution. Gain borderless visibility of local and online data and set policies across your entire estate.



Easily evidence compliance

Comply with regulations and legislation by easily and quickly identifying files that require action, including deletion. Backups created and stored with Redstor can be searched to make sure every reference to a data subject, including in Microsoft 365, is found instantly.



Automated, simple management

Get up and running in minutes and benefit from intelligent, policy-driven automation, powerful monitoring and sophisticated reporting. Fast to deploy and easy to manage, our pioneering solution requires zero human intervention on a daily basis.



Built to scale for maximum cost savings

Scales seamlessly in line with your Microsoft 365 needs. Unlike some services for protecting Microsoft 365, Redstor provides true cloud-to-cloud protection for your data without the requirement for any on-prem hardware.



Move data transparently, with no downtime

Avoid lock-in by having the capability to move data easily back on premises if required and access data anywhere, using InstantData™ to stream data to the user on demand.



Fully auditable

Protect your entire organisation in a couple of clicks without compromising on security. The history of all Microsoft 365 search and delete sessions is stored. The erasure of relevant data is simple, monitorable, and auditable throughout the deletion process.

The screenshot shows the Redstor Audit trail interface. The header includes the Redstor logo and navigation icons. Below the header, there are tabs for 'ADD', 'OFFICE 365', and 'OneDrive'. The main content area is titled 'Audit trail' and 'Report of user activity'. It features a search bar and a table with the following columns: PRODUCT, DATE, USER, IP, ACTION, and PATH. The table contains multiple rows of activity logs, all dated Sun 16/09/2020 at 1:00:00 pm, performed by Ernest.Baker@nls, from IP 263.128.12, with actions like Backup, Restore, and View.

PRODUCT	DATE	USER	IP	ACTION	PATH
	Sun 16/09/2020	Ernest.Baker@nls	263.128.12	Backup	365/Exchange/Ernest.Baker@nls.com
	Sun 16/09/2020	Ernest.Baker@nls	263.128.12	Backup	365/Exchange/Ernest.Baker@nls.com
	Sun 16/09/2020	Ernest.Baker@nls	263.128.12	Backup	365/Exchange/Ernest.Baker@nls.com
	Sun 16/09/2020	Ernest.Baker@nls	263.128.12	Restore	365/Exchange/Ernest.Baker@nls.com
	Sun 16/09/2020	Ernest.Baker@nls	263.128.12	Backup	365/Exchange/Ernest.Baker@nls.com
	Sun 16/09/2020	Ernest.Baker@nls	263.128.12	Backup	365/Exchange/Ernest.Baker@nls.com
	Sun 16/09/2020	Ernest.Baker@nls	263.128.12	Restore	365/Exchange/Ernest.Baker@nls.com
	Sun 16/09/2020	Ernest.Baker@nls	263.128.12	View	365/Exchange/Ernest.Baker@nls.com
	Sun 16/09/2020	Ernest.Baker@nls	263.128.12	Backup	365/Exchange/Ernest.Baker@nls.com
	Sun 16/09/2020	Ernest.Baker@nls	263.128.12	Backup	365/Exchange/Ernest.Baker@nls.com
	Sun 16/09/2020	Ernest.Baker@nls	263.128.12	Backup	365/Exchange/Ernest.Baker@nls.com



Maintain full control for business continuity

Avoid relinquishing control and relying on the cloud provider for restores in the event of an issue. With a separate backup policy, you can confidently manage and access 365 data with Redstor.



Strong security and guaranteed data sovereignty

With zero downtime and preservation of data sovereignty, your data remains 100% safe in our dedicated, highly secure, local data centres. Our engineers are available 24/7/365 to provide expert advice wherever you are in the world. Encrypted at source using Advanced Encryption Standard with a 256-bit key length, your data remains protected with a customer-defined key.



Rapid restores

Radically reduce the impact of accidental deletion, malicious activity or corruption with granular recovery. For OneDrive and SharePoint, select the specific file or folder and whether you want to recover back to the cloud or onto a physical machine. For Exchange, select a mailbox, then choose whether to restore messages and attachments, calendar events, contacts or the whole mailbox. Restore Teams, channels, posts, files and tabs. Protect OneNote, Class and Staff Notebooks - and restore to whatever M365 app they were created in.



Premium protection without the premium

Transparent and predictable pricing. No hidden costs, no surprises.



Demo video

How to set up your Microsoft 365 environment



The image shows a Microsoft sign-in interface. At the top left is the Microsoft logo. Below it, the text "Sign in" is displayed. Underneath is a text input field with the placeholder text "Email, phone, or Skype". Below the input field are two links: "Can't access your account?" and "Sign in options". At the bottom right of the sign-in box is a blue button labeled "Next".

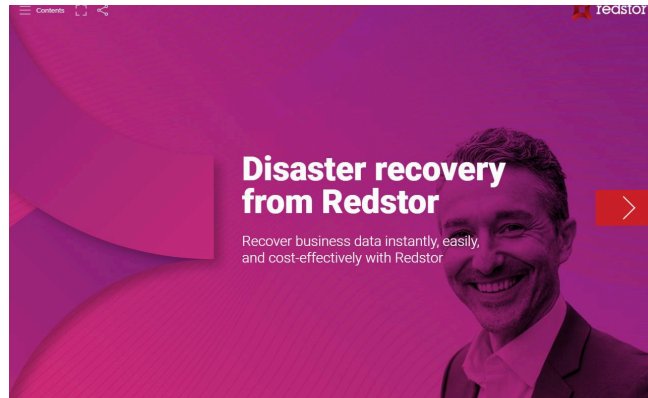


Brochures and datasheets

Links to brochures



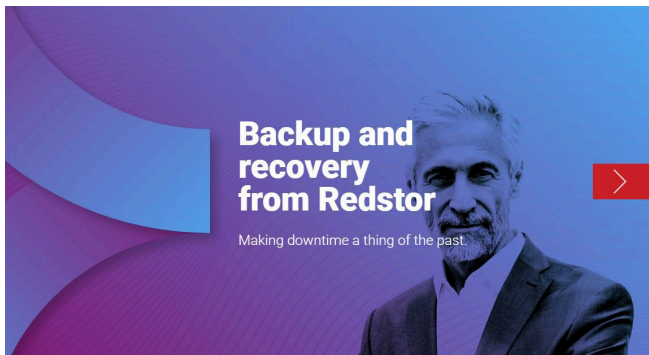
Archiving brochure



Disaster recovery brochure



Microsoft 365 brochure



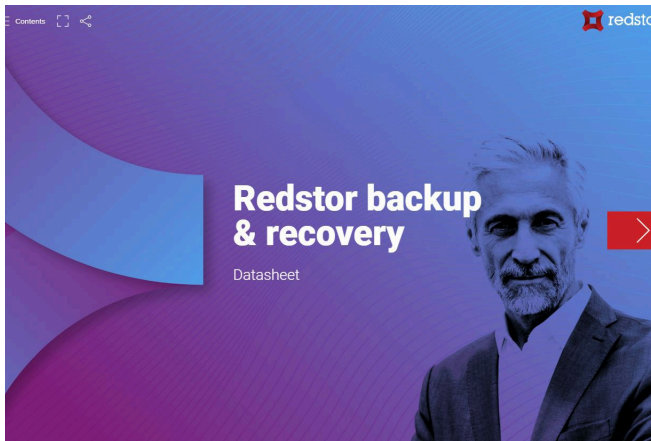
Backup and recovery brochure



G Suite brochure

TRY FOR FREE

Links to datasheets



Backup and recovery datasheet



G Suite datasheet



Microsoft 365 datasheet

TRY FOR FREE

Thank you for reading

Protecting Microsoft 365

