



# MAVENLINK INSIGHTS

The Mavenlink Industry Cloud for Professional Services™ brings you powerful resource management capabilities, robust operational functionality, integration with your existing systems, all combined with the business intelligence you need.

## POWERFUL BUSINESS INTELLIGENCE THAT GIVES YOU THE VISIBILITY YOU NEED TO MAKE DATA-DRIVEN DECISIONS

Business intelligence that gives you deeper insights for better decisions.

Data is the backbone for timely decisions that drive your success. With Mavenlink, all your operational data is in one place and easy to access.

Expert-built reports guide you towards high performance

Over 60 meaningful, services-centric reports answer the fundamental questions that drive business performance. Quickly understand issues impacting profitability, utilization, and project delivery

Powerful custom reporting to meet your unique business needs

Tailor Insights to your specific business needs with an interactive custom reporting engine. Customize dashboards, clone and modify existing reports, or build your own.

LEARN MORE AT [MAVENLINK.COM](https://mavenlink.com)

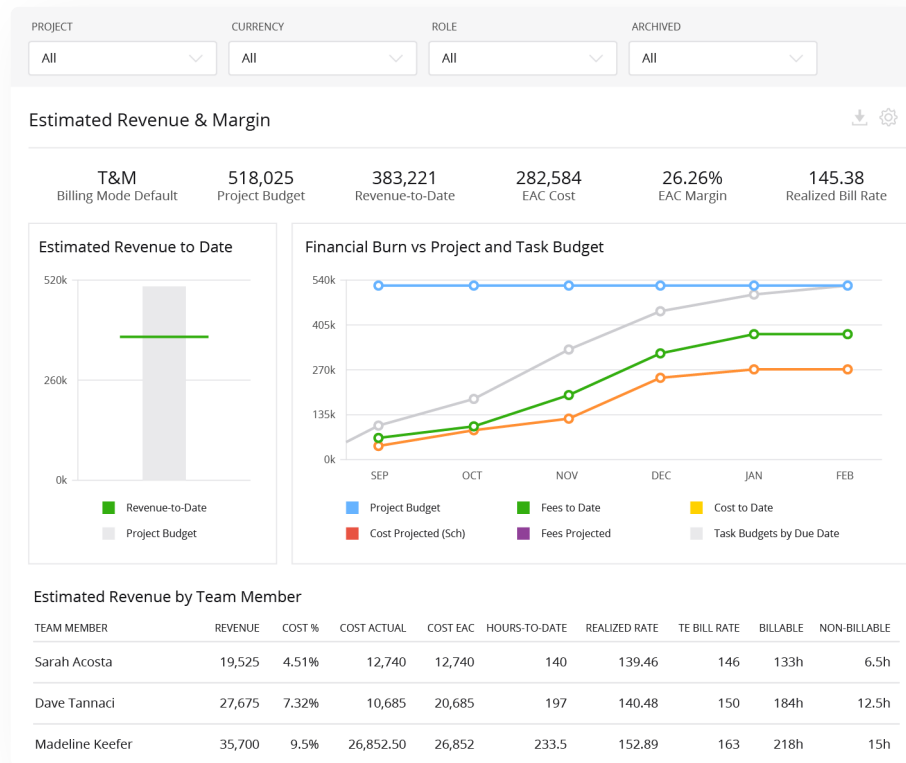
The answers you need.  
The results you want.



# Scale with Confidence

Create a roadmap for growth. Our forecasting tools let you look ahead, plan for success, and forge a more confident future:

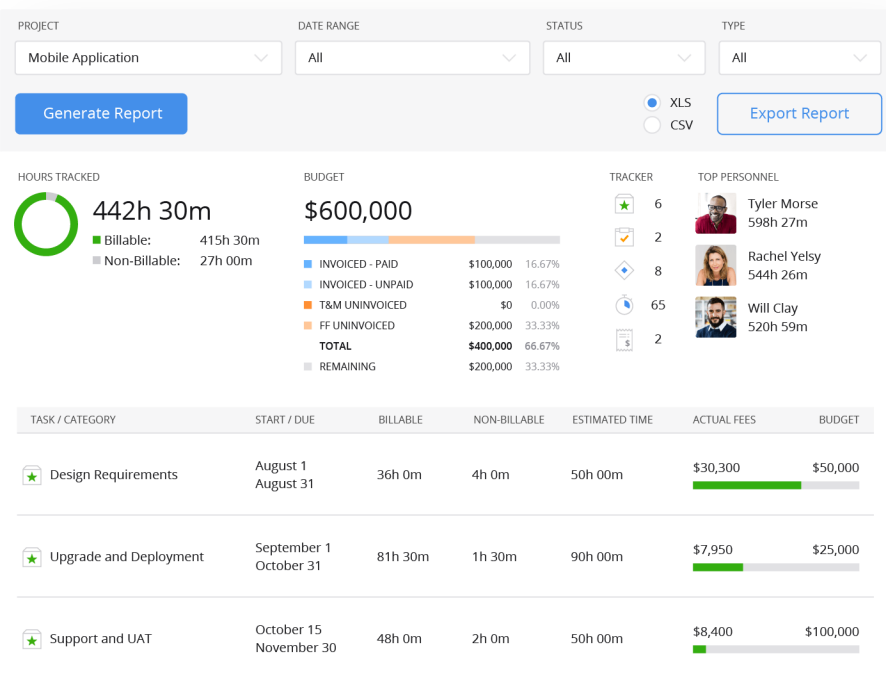
- Forecast revenue, margins, and resource capacity
- Get a complete picture of projected demand
- Increase forecasting accuracy through granular understanding
- Track progress as you go and adjust on the fly



# Increase Efficiency

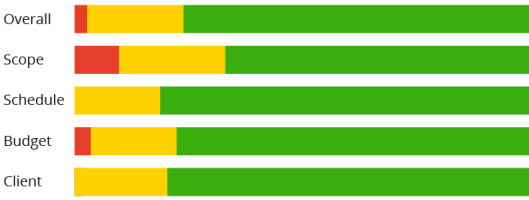
With real-time contextual insights at your fingertips, you can streamline your entire operation. Inform decisions, processes, and planning to optimize outcomes:

- Make strategic decisions with confidence
- Access faster, more accurate reporting and analysis
- Facilitate data-driven recommendations
- Eliminate spreadsheets



LEARN MORE AT [MAVENLINK.COM](https://www.mavenlink.com)

## Projects by Status

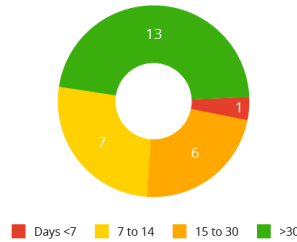


PROJECT	PRJ ST	DUE	TYPE	SCP			
Software Implementation	GRN	42d	T&M	●			
Web Analytics Report	GRN	14d	Fixed	●			
Exchange Server Migration	YLW	89d	Fixed	●			
Mobile Application	GRN	28d	Fixed	● ● ● ● ●	\$600K	84%	63%
Data Center Migration	GRN	60d	T&M	● ● ● ● ●	\$144K	96%	48%

## Tasks Past Due and Upcoming

Overdue: 2  
Due in Next 7 Days: 6

## Tasks Starting Soon



## Enhance Execution

Success starts with making sure everyone on your team is empowered to do their best work. Mavenlink improves performance at every level:

- Boost visibility and control across the board
- Provide actionable data that supports each role
- Improve profitability—and predictability
- Stay one step ahead with in-the-moment insights

## Your Data, Your Way

Take control with flexible configuration tools, robust filtering, and customizable templates. Give team members access to exactly what they need, when they need it:

- Visualize, customize, and contextualize data
- Segment reporting and set access for targeted metrics
- Add context to reports for greater clarity and control
- Assess and export your data with precision
- Automate Mavenlink data extraction on a scheduled basis to your BI tool of choice

EAC Projected Cost

What (1) How (2) Filter (1)

VIEW BY: All Metrics

METRICS: cost, projected

DETAIL: Cost, Projected: From Today

select ifnull(sum(SAD Cost Amount in Cents/Currency Base Unit), 0) where Date (SAD Date) >= This and Story Current State != completed

Metric Format: #,##0.00

Drill In Settings: Add Drill Step

Cancel Done

LEARN MORE

info@mavenlink.com | (800) 860-9544

