

# Adobe Sign and Microsoft Power Platform

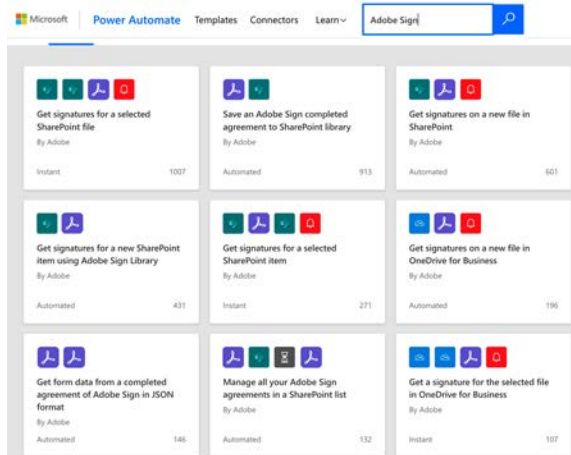
Improve efficiency and speed signing with Adobe Sign, Power Apps, and Power Automate.

In today's competitive world, businesses need to move fast. While technology is key to operational efficiency, developing custom solutions that integrate with multiple data sources and work across multiple devices is often costly and time-consuming. Microsoft Power Apps connects to the cloud services and data sources you're already using, so you can quickly build feature-rich custom apps using intuitive visual tools—without writing code—and instantly publish them across the web, tablets, and mobile devices. Many Power Apps require forms, approvals, or signatures on documents. Adobe Sign is now integrated with Microsoft Power Automate, so you can quickly and securely add digital signature workflows to your Power Apps.

## Unleash IT productivity with Adobe Sign and Power Apps.

Adding Adobe Sign to your Power Apps means you can deliver solutions faster using the no-code Adobe Sign Power Automate connector, significantly reducing IT development and maintenance costs. With Power Automate, you can quickly automate workflows, enable business logic to simplify app building, and model your processes across connected data sources and cloud services using a simple point-and-click designer. The Adobe Sign Power Automate connector offers more than 30 [prebuilt templates](#) that make it easy to add digital approvals and signatures to your Power Apps. Adobe Sign works across Commercial and Government Community Clouds.

**Adobe Sign templates can be accessed from the Power Automate home page.**



Adobe Sign template examples include:

- Get signatures on a new file in Microsoft SharePoint.
- Get signatures on a selected file in SharePoint.
- Start deal approvals with Adobe Sign for Microsoft Dynamics opportunities.
- Get agreement notifications in Teams channels.
- Save a completed agreement to a SharePoint library.
- Capture signatures on Power Apps.
- Get form field data from a completed agreement.

The Adobe Sign Power Automate connector provides a set of event triggers and actions that automatically start a signature process, kick off tasks after an agreement is signed, keep track of the signature status using notification templates, and store signed agreements in your Microsoft environment as well as other applications. The connector also supports GovCloud (GCC), making it easy to integrate Adobe Sign in workflows and apps for the government sector. Power Apps integration with Power Automate makes it possible to trigger a signature flow right from the app. Simply create a "start event" in Power Automate when agreements are created, sent, or completed.

Use cases for the Adobe Sign connector include:

- Starting a signature process from a service trigger
- Getting the status of an Adobe Sign agreement workflow
- Creating a copy of the final agreement that is stored in the user's location of choice

## Accelerate business processes.

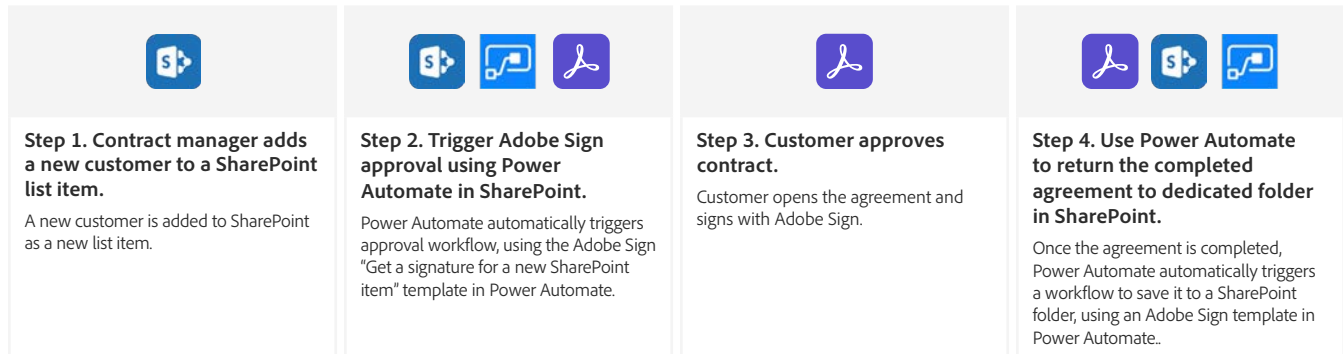
Power Apps integration with Power Automate enables you to quickly automate hundreds of business processes to handle field service requests, sales contracts, new hire forms, and IT requests—faster and more efficiently. Use Power Automate to design logic for your Power Apps using the point-and-click Power Automate designer to build out your business logic—no coding required. Easily run flows in your apps with buttons, actions, and data inputs.

Service technicians often spend hours filling out time-consuming paper forms and struggling with legacy systems to enter data. With Power Apps, you can build custom web and tablet apps that automate these processes, improving customer service and accuracy while simplifying the mobile signing experience. Your custom Power Apps can give technicians access to the right data and customer records, map the data into contracts, and automatically trigger the signature approval workflow right from the app. The customer record is automatically updated once the signature workflow is complete.

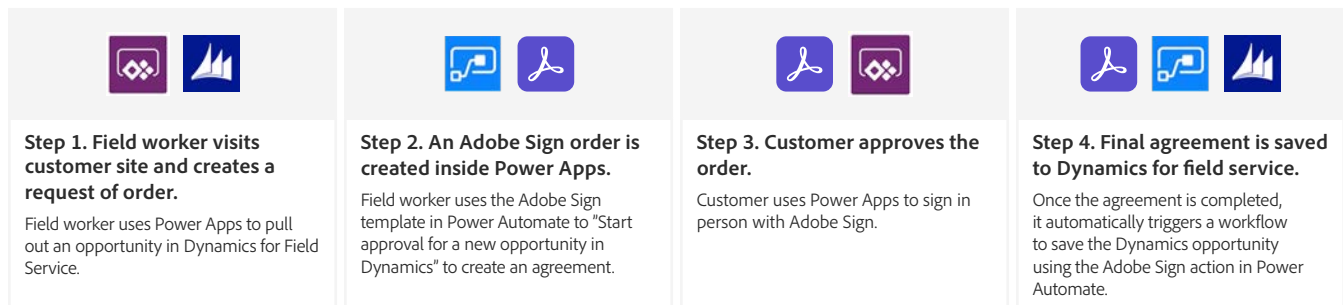
*“Adobe Sign is the new lynchpin of our digital workflow. With its strong integrations with existing Microsoft tools and processes, we’re maximizing investments and seeing returns very quickly. We are strong users of collaboration tools like SharePoint, so with the new capabilities with Teams and Power Automate—as they integrate with Adobe Sign—it makes natural sense for us to use these tools to improve our collaboration across the organization.”*

Adobe Sign user, Iowa State University Foundation

### Use case 1: Contract management with Adobe Sign, SharePoint, and Power Automate.



### Use case 2: Field service management with Adobe Sign, Power Apps, and Power Automate.



## Get more from Microsoft SharePoint, Microsoft 365, and Dynamics 365.

Create more value from existing investments by building automated signature and approval workflows into your custom business apps using documents and data from applications that you already use every day—like [SharePoint Online](#), [Microsoft 365](#), and [Dynamics 365](#). Leverage customer data collected from agreements to create advanced conditional routing workflows or a customized experience for your Power Apps users. Or you can use the Adobe Sign out-of-the-box integration with SharePoint Online, Microsoft 365, and Dynamics 365.

## Seamlessly integrate with 300 Power Automate connectors.

Connect your apps and business processes with automated workflows that connect to more than 300 Microsoft and third-party Power Automate connectors—like Salesforce, Dropbox, and more—so you can easily integrate Adobe Sign into any of your existing enterprise and cloud applications.

## The power of partnership.

Adobe and Microsoft are strategic partners. Our partnership enables you to maximize your investment in Adobe and Microsoft, accelerating digital transformation across your organization. Adobe Sign integration with Microsoft Power Apps and Power Automate allows you to quickly build custom applications that deliver business transformation, reduce time to market, and create exceptional end-user experiences. To learn more and get a free trial, visit [www.adobe.com/go/power-platform](http://www.adobe.com/go/power-platform).

### Custom Power Apps built with SharePoint Online, Adobe Sign, and Power Automate.

The screenshot displays a mobile application interface for 'Event Manager'. It features a list of events on the left and a detailed 'Release Form' on the right. The events list includes details such as event name, date, time, and registration status.

Select Event	Signed Up Customers	Sign Up
<b>Biking Trip</b> 9/15/2018 10:00 AM	<b>Johnny Echostone</b> Biking	<b>SIGNED</b>
<b>Group Swimming in Lake</b> 9/21/2018 9:00 AM	<b>Mary Burostone</b> Biking	<b>SIGNED</b>
<b>Hiking Trip</b> 9/22/2018 6:00 AM	<b>Susanna Stubberod</b> Biking	<b>SIGNED</b>
<b>Yoga on the Water</b> 9/25/2018 5:00 PM	<b>Sidney Higa</b> Biking	<b>NOT</b>
<b>Group Swimming in Lake</b> 9/28/2018 9:00 AM	<b>Scott Konersmann</b> Biking	<b>NOT</b>
<b>Yoga on the Water</b> 10/2/2018 5:00 PM	<b>Susie Signer</b> Biking	<b>NOT</b>
<b>Group Swimming in Lake</b> 12/15/2018 9:00 AM	<b>Bethany Bosslady</b> Biking	<b>NOT</b>
<b>Yoga on the Water</b>		

The 'Release Form' on the right is titled 'Release Form' and 'We Adventures'. It contains the following fields and information:

- Course Location:** Lehi
- Course Name:** Biking
- Course Time:** 8:00 AM
- Customer Name:** Johnny Echostone
- Phone:** 555-555-1234
- Email:** johnnyechostone@gmail.com
- Gender:**  MALE  FEMALE  PREFER NOT TO SAY
- Bring your bike:**  Yes
- Customer Signature:** [Handwritten Signature]
- Date:** 9/15/2018
- OFFICE ONLY:** Approver: [Text Field]

